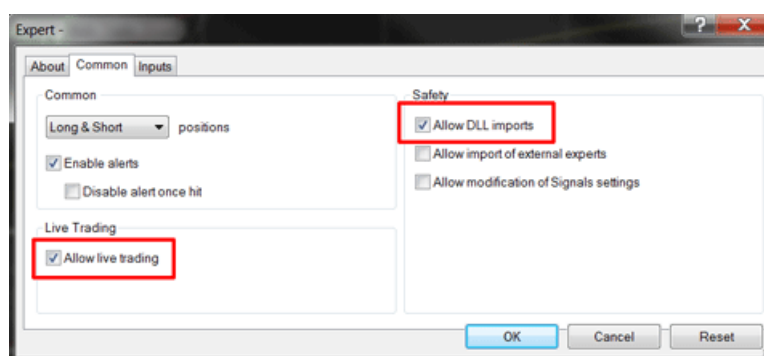


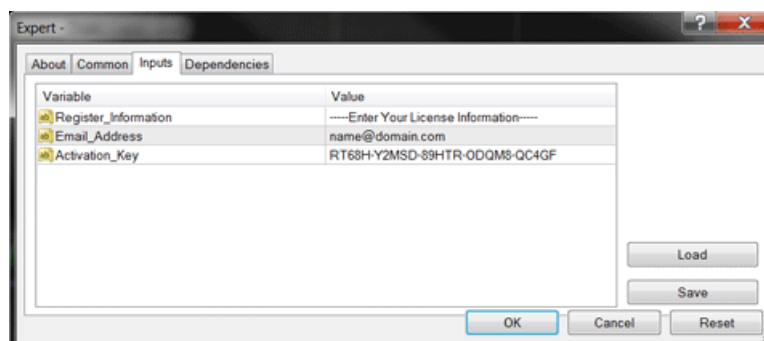
# Forex News Loader - Manual Guide

## 1. Installation:

- Unzip the product's package, you will see the "Forex News Loader.ex4" and "Forex News Loader.ex5" files.
- Go to MT4 or MT5 data folder by opening MT4/MT5 terminal -> Main menu -> Files -> Open Data Folder.
- Copy .ex4 or .ex5 file to directory path: /[data folder]/MQL4(5)/Experts/. Go back to MT4/MT5 terminal -> Main Menu -> View -> Navigator -> Right click on Expert Advisors folder -> Refresh -> Find "Forex News Loader" -> Double click or drag it the the chart that you want to work with.
- At startup window -> Common tab -> Enable "Allow DLL imports" and "Allow live trading" check box.



- Switch to Input tab, enter your registered email address and activation key in order to activate your license. You just need to enter your license for each account at a particular MT4/MT5 one first time. It will remember your license info, so just leave the license blank next times.

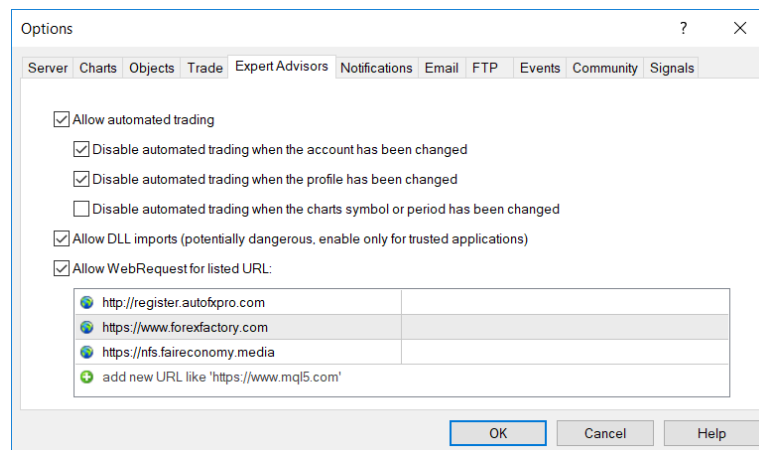


- In order to download the news from data sources, you need to add their URL address into MT4/MT5's URL trusted list. Go to MT4/MT5's main menu -> Tools -> Options -> Expert Advisor -> Enable and add data source's URL as follow:

- <http://register.autofxpro.com>

- <https://www.forexfactory.com>

- <https://nfs.faireconomy.media>



## 2. Viewing options

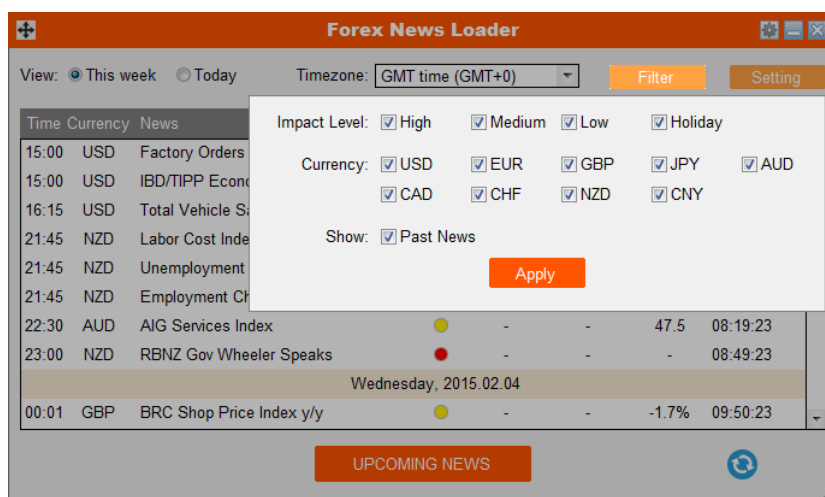
You can choose viewing options right on the panel and it will take effect immediately.

Forex News Loader							
View: <input checked="" type="radio"/> This week <input type="radio"/> Today		Timezone: <input type="text" value="GMT time (GMT+0)"/>		<input type="button" value="Filter"/>	<input type="button" value="Setting"/>		
Time	Currency	News	Impact	Actual	Forecast	Previous	Remain
15:00	USD	Factory Orders m/m	●	-	-1.8%	-0.7%	00:53:57
15:00	USD	IBD/TIPP Economic Optimism	●	-	51.4	51.5	00:53:57
16:15	USD	Total Vehicle Sales	●	-	17.0M	16.9M	02:08:57
21:45	NZD	Labor Cost Index q/q	●	-	0.5%	0.5%	07:38:57
21:45	NZD	Unemployment Rate	●	-	5.3%	5.4%	07:38:57
21:45	NZD	Employment Change q/q	●	-	0.8%	0.8%	07:38:57
22:30	AUD	AIG Services Index	●	-	-	47.5	08:23:57
23:00	NZD	RBNZ Gov Wheeler Speaks	●	-	-	-	08:53:57
Wednesday, 2015.02.04							
00:01	GBP	BRC Shop Price Index y/y	●	-	-	-1.7%	09:54:57

- **View mode:**
  - **This week:** All news of the current week will be shown.
  - **Today:** All news of the current day with selected time zone will be shown.
- **Timezone:** Select timezone that time factor of news will be converted to.
  - **GMT time (GMT+0):** Standard timezone that usually used by data source.
  - **Server time:** Timezone of your trading server, it will show news' time as on your chart timezone.
  - **Local time:** Timezone of your computer, it will show news' time as on your computer's timezone.
- **Upcoming news button:** Move to nearest upcoming news that going to be released.

## 3. Filter options

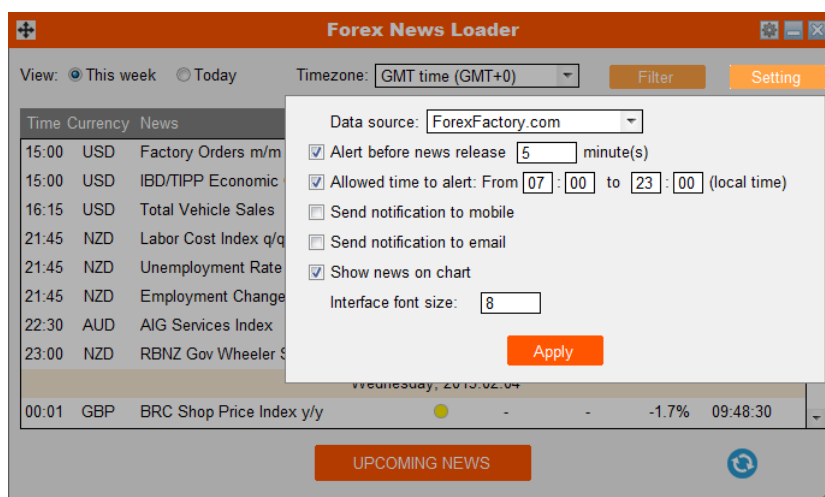
Click to "Filter" button, it will show on the filter setting panel.






- **Impact level:** Select which impact level of news will be shown.
- **Currency:** Select which related currency of news will be shown.
- **Show past news:** Show/hide the passed over news.

#### 4. Other settings

Click to "Setting" button, it will show on other setting panel.



- **Data source:** Select which data source will be connected to load the news. Currently, there are 3 data sources available: [ForexFactory.com](http://www.ForexFactory.com), [DailyFx.com](http://www.DailyFx.com) and [Myfxbook.com](http://www.Myfxbook.com).
- **Set alert:** Set the amount of minutes that program will alert before an upcoming news release.
- **Allowed time to alert:** Set the period of time when alerts are allowed (usually, it should be day-time of your local time). The program will not alert you out of this period in order not to disturb you at night time.
- **Send notification to mobile/email:** Send notification to your mobile/email before an upcoming news release (you should setup notification and email settings correctly in your MT4/MT5).

- **Show news on chart:** Mark the news release points on chart. The identification of marked points are set as follows:
  -  High impact  Medium impact  Low impact;
  - U = USD; E = EUR; J = JPY; G = GBP; A = AUD; C = CAD; F = CHF; N = NZD; Y = CNY;
- **Font size:** Select the font size that fits with your screen resolution.